


## Wecryl 279

### Waterproofing under Protective and Covering Layers

Part of the WestWood® Wecryl Surface Protection System OS 10 - 2.0



#### Brief description

Wecryl 279 is a high-quality, highly flexible PMMA waterproofing resin installed as a waterproofing layer with superior crack-bridging properties under protective and covering layers to create areas suitable for foot and vehicle traffic according to the German Committee on Reinforced Concrete (DAfStb) guidelines "Protection and repair of concrete components" (Class 10). The product may be also used as a sealing layer under poured asphalt in accordance with TL/TP-BEL-B 3 and DIN 18532-6. Its liquid application makes seamless waterproofing of continuous areas possible – with or without embedded fleece. Wecryl 279 is part of the new Wecryl Surface Protection System OS 10 - 2.0.

#### Material

2-component, fast-curing, highly flexible, crack-bridging PMMA-based waterproofing resin (PMMA = polymethyl methacrylate)

#### Characteristics and benefits

- Highly flexible and crack-bridging even at temperatures as low as -30°C
- (Class B 4.2 – dynamic crack bridging as per DIN EN 1062-7)
- (Class A 5 – static crack bridging as per DIN EN 1062-7)
- Permanently weather-resistant (UV-, hydrolysis- and alkali-resistant)
- Fully bonded to the substrate, no seepage
- Fast, simple application
- Rapid curing
- Solvent-free

#### Areas of application

Wecryl 279 is used for waterproofing concrete structural components with separating cracks and regular mechanical stress, such as on parking decks, bridges, trough and tunnel floors. It is a highly flexible waterproofing layer with superior crack-bridging properties under protective and covering layers for areas subject to foot and vehicle traffic.

#### Pack size



Summer:	Winter:	
10.00 kg	10.00 kg	Wecryl 279
<u>0.20 kg</u>	<u>0.40 kg</u>	WeKat 900
10.20 kg	10.40 kg	
25.00 kg	25.00 kg	Wecryl 279
<u>0.50 kg</u>	<u>1.00 kg</u>	WeKat 900
25.50 kg	26.00 kg	

#### Standard colour

RAL 7030 stone grey

#### Storage

Store products sealed in their original airtight container in a cool, dry, frost-free place. The unopened products have a shelf life of at least 6 months from the date of delivery.

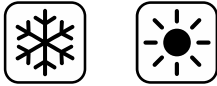
Direct sunlight should be avoided on the containers, including on site. If only some of the contents are removed, reseal the containers so they are airtight.

## Wecryl 279

### Waterproofing under Protective and Covering Layers

Part of the WestWood® Wecryl Surface Protection System OS 10 - 2.0

#### Application conditions



#### Temperatures

The product can be applied in the following temperature ranges:

Product	Temperature range (°C)		
	Air	Substrate*	Material
Wecryl 279	-5 to +35	+3 to +40*	+5 to +30

\* The substrate temperature must be at least 3°C above the dew point during application and curing.

#### Humidity

The relative humidity must be ≤ 90%.

The surface to be coated must be dry.

The surface must be protected from moisture until the coating has hardened.

#### Curing times and required amounts of catalyst

	Wecryl 279 (at 20°C, 2% WeKat 900)
Pot life	approx. 15 min
Rainproof	approx. 45 min
Can be walked on / overcoated	approx. 1.5 hours
Fully cured	approx. 3 hours

Higher temperatures or greater proportions of catalyst will reduce curing times, while lower temperatures and smaller proportions of catalyst will increase them. The following table indicates the recommended amount of catalyst required to adjust the curing reaction to the temperature.

Product	Substrate temperature (°C); required amounts of catalyst in % w/w (reference values)												
	-10	-5	+3	+5	+10	+15	+20	+25	+30	+35	+40	+45	+50
Wecryl 279	-	-	6%	6%	4%	4%	2%	2%	2%	2%	1%	-	-

#### Application rates

Waterproofing with fleece: ≥ 2.7 kg/m<sup>2</sup>


Waterproofing without fleece: ≥ 2.8 kg/m<sup>2</sup>

#### Technical specifications

Density:

Wecryl 279 1.12 g/cm<sup>3</sup>

#### Product application



#### Application equipment / tools

For mixing the product:

- Twin-paddle stirrer

For applying the product:

- Waterproofing with fleece: notched rubber squeegee (5 mm) and sheepskin roller
- Waterproofing without fleece: notched rubber squeegee (11 mm) and spiked steel roller

## Wecryl 279

### Waterproofing under Protective and Covering Layers

Part of the WestWood® Wecryl Surface Protection System OS 10 - 2.0

#### Substrate to be coated

Apply the waterproofing resin to the cured WestWood® primer or to the suitably prepared substrate.



#### Mixing

First stir the contents of the container thoroughly, then add the catalyst while stirring with a slow-speed stirrer and mix for 2 minutes. Make sure that the product is incorporated on the base and sides of the container. At product temperatures  $\leq 10^{\circ}\text{C}$  the product will take longer to dissolve and should therefore be stirred for at least 4 minutes.

#### Application

- a) Waterproofing without fleece reinforcement  
The mixed material is applied evenly over the entire surface as a single layer of waterproofing (at least  $2.8 \text{ kg/m}^2$ ) and spread over the surface using a notched rubber squeegee (11 mm) over the surface. The layer must then be levelled immediately using a spiked steel roller.
- b) Waterproofing with fleece reinforcement  
Use a sheepskin roller or notched rubber squeegee to apply a generous and even layer of the mixed material to cover the entire area (at least  $1.2 \text{ kg/m}^2$ ), then immediately embed the WeFleece and go over the area with a sheepskin roller to remove any air bubbles. Immediately afterward, apply the remaining material (wet in wet, at least  $1.5 \text{ kg/m}^2$ ) up to the required application rate (total application at least  $2.7 \text{ kg/m}^2$ ). A sheepskin roller or notched rubber squeegee can be used to distribute the first layer. A sheepskin roller must be used for application of the second layer.  
Fleece overlaps must be made with at least 5 cm.
- c) Waterproofing without fleece reinforcement under poured asphalt  
Apply the mixed material evenly over the entire surface as a single layer of waterproofing (at least  $2.8 \text{ kg/m}^2$ ) and spread over the surface with a rubber squeegee (11 mm). Go over the coated area immediately with a spiked steel roller.  
The second layer is the bonding agent Wecryl 890 Tack Resin.  
Wecryl 890 Tack Resin creates the perfect bond between waterproofing and poured asphalt. The application rate is  $400 \text{ g/m}^2$ .

#### Preparation for subsequent layers:

See the WestWood® installation guide for Wecryl Surface Protection System OS 10 - 2.0.



Product information sheet

## Wecryl 279

### Waterproofing under Protective and Covering Layers

Part of the WestWood® Wecryl Surface Protection System OS 10 - 2.0

#### Cleaning

If work is interrupted or when it is completed, clean the tools thoroughly with WestWood® Cleaning Agent within the pot life of the material (approx. 15 minutes). This can be done with a brush. Do not use the tools again until the cleaning agent has evaporated completely.

Simply immersing the tools in the cleaning agent will not prevent the material from hardening.

#### Information on safety and risks

Please refer to the safety data sheets for the products used.

#### General information

The preceding information, especially with regard to the application of the products, is based on extensive development work and many years of experience and is provided as the best of our knowledge.

However, the wide variety of requirements and conditions on site mean it is necessary for the installer to test the product to verify its suitability for the intended purpose. Only the most recent version of the document is valid. We reserve the right to make changes to reflect advances in technology or improvements to our products.

Last revised: 21 July 2023