


## Wecryl 121

### Primer, ultra-low viscosity



#### Brief description

Wecryl 121 is a fast-curing, dust-suppressing, ultra-low viscosity resin with very good penetration on mineral substrates. The product reliably fills cracks and pores and ensures very good substrate stabilisation. Wecryl 121 is ideal for improving surface strength on porous substrates or after the substrate has been pre-treated with a scarifier.

#### Material

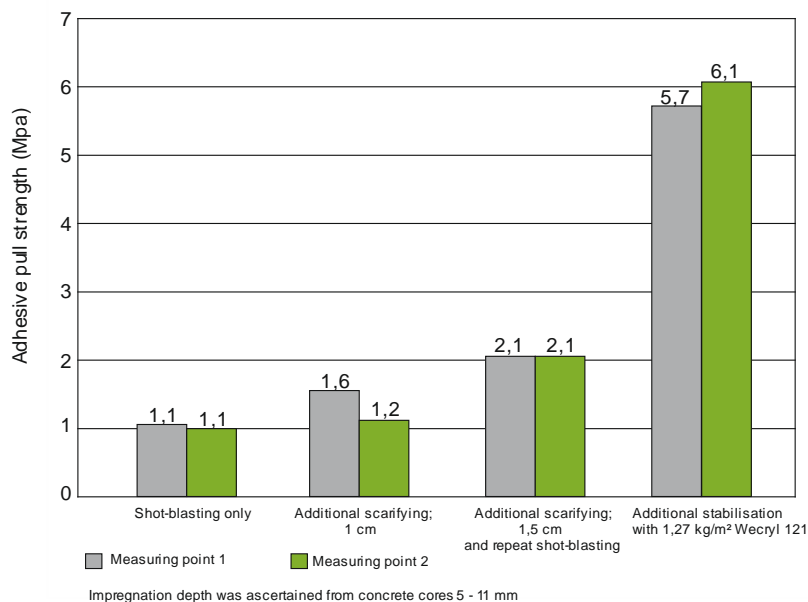
2-component, fast-reactive / fast-curing PMMA-based (polymethyl methacrylate) water repellent

#### Properties and advantages

- Easy and fast application
- Ultra-low viscosity
- Good residual dust control
- Hydrolysis- and alkali-resistant
- Fills pores, pinholes and cracks
- Surface protection to OS3
- Very good wetting and penetrating properties
- Surface-stabilising: increases concrete strength by 18 - 250 %

#### Areas of application

Wecryl 121 is used as a stabilising primer on critical substrates. The product increases the wear resistance of mineral surfaces and reduces water absorption as well as soiling tendency. Since only one application is required, this product offers a cost-effective option for providing unprotected concrete surfaces with concrete protection to OS3. Carbon dioxide diffusion is reduced and water vapour diffusion ensured. Ideally Wecryl 121 should be used after the surface has been treated by scarifying, bush-hammering or shot blasting. Can also be used on high-compacted concrete and ZE screed. For use on substrates with increased porosity, pinholes and pores. Fills cracks up to 3 mm wide.



# Wecryl 121

## Primer, ultra-low viscosity

### Packaging



10.00 kg Wecryl 121  
0.20 kg Weplus Catalyst  
 (2 x 0.1 kg)  
 10.20 kg

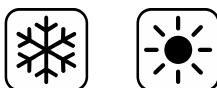
### Colours

Wecryl 121 is unpigmented.

### Storage

Store products sealed in their original airtight container and in a cool, dry and frost-free place. Unopened products have a shelf life of at least 6 months. Direct sunlight on the containers should be avoided, including on site. After removing some of the contents, reseal the containers so they are airtight.

### Application conditions



### Temperatures

The product can be applied within the following temperature ranges:

Product	Temperature range, in °C		
	Air	Substrate*	Material
Wecryl 121	+5 to +30	+5 to +35*	+10 to +30

\* The substrate temperature must be at least 3 °C above the dew point during application and curing.

### Humidity and moisture

The relative humidity must be ≤ 90 %.

The surface to be coated must be dry. We recommend drying the substrate with a heat lance (to suit up to 1.50 m width) at a speed of 3 m/min. Wecryl 121 must be applied as soon as the substrate has cooled.

The surface must be protected from moisture until the coating has hardened.

Substrates, e.g. young concrete, containing residual moisture can be coated provided they have developed sufficient strength and the substrate is properly prepared. Please refer to the appropriate application guide for information about correct surface preparation.

### Reaction times and required amounts of catalyst

	Wecryl 121 (at 20 °C, 2 % Weplus catalyst)
Pot life	approx. 15 minutes
Rain-proof	approx. 45 minutes
Can be walked on/ overcoated	approx. 45 minutes
Curing time	approx. 1 hour

Higher temperatures or greater proportions of Weplus catalyst will reduce reaction times, while lower temperatures and smaller proportions of catalyst will increase reaction times.

The following table indicates the recommended amount of Weplus catalyst

# Wecryl 121

## Primer, ultra-low viscosity

required to adjust the curing reaction to the temperature.

Product	Substrate temperature in °C; required amounts of Weplus catalyst in % w/w (guide)											
	-10	-5	+3	5	10	15	20	25	30	35	40	45
Wecryl 121	-	-	-	7 %	5%	3%	2 %	1%	1%	-	-	-

### Consumption rates

Substrate	Consumption
Smooth (per coat)	0.20 – 0.50 kg/m <sup>2</sup>
Fine-sandy (per coat)	0.30 – 1.20 kg/m <sup>2</sup>

**Important: Avoid film formation!**

### Technical data

Density:	0.97 g/cm <sup>3</sup>
Viscosity: at 23°C	5 – 15 mPas

### Product application



#### Application equipment / tools

For mixing the product:

- Twin-paddle stirrer

For applying the product:

- Rubber squeegee
- Sheepskin roller
- Brush (only for areas not accessible with the sheepskin roller)

#### Substrate preparation

The primer must only be applied to a prepared substrate. Please refer to the appropriate application guide for information about correct surface preparation.



#### Mixing

First stir the tub contents thoroughly. Then add the Weplus catalyst while stirring at the slow-speed setting and mix for 2 minutes. Make sure that the product on the base and sides of the container is mixed in.

#### Application

Use the rubber squeegee to apply an even layer of primer, but without forming a film. Excess material must be scraped off sharply with the rubber squeegee and more applied if necessary. The resin rapidly penetrates the surface. Avoid creating puddles. Once the first layer has hardened, a second, very thinly skimmed layer may be applied. Wecryl 121 is not sufficient as a primer if Wecryl/Weproof systems are to be applied subsequently. A coat of Wecryl 122 or Wecryl 276 will need to be applied.

**Curing problems may occur if too much material is applied or if puddles are formed.**

## Wecryl 121

### Primer, ultra-low viscosity

#### **Cleaning**

If work is interrupted or when it is completed, clean the tools thoroughly with Weplus Cleaning Agent within the pot life of the material (approx. 10 minutes). This can be done with a brush. Do not use the tools again until the Cleaning Agent has evaporated fully.

Simply immersing the tools in the cleaning agent will not prevent the material from hardening.

#### **Information on safety and risks**

Please refer to the safety data sheets for the products used.

#### **General information**

The above information, especially information about application of the products, is based on extensive development work as well as many years of experience and is provided to the best of our knowledge. However, the wide variety of requirements and conditions on site mean that it is necessary for the product to be tested to ensure that it is suitable for the intended purpose. Only the most recent version of the document is valid. We reserve the right to make changes that reflect advances in technology or offer improvements to our products.

Revised: 17.03.14